



"I Am Honest"

Lesson Three

Lesson Overview

Moral - "I Am Honest"


Craft - "I Am Honest" comic strip

Song - "Honesty Song"

Note to the Teacher

Before presenting this lesson, we encourage you to read through the lesson plan first so that you know the story well. This will help you present the story to the students in a way that they will understand.

Craft



Materials

- Pre-made coloring sheet
- coloring materials

Vocabulary

backpack	happy
notebook	friend
pencil	ice cream
purple	broken
scared	school

Lesson Outline

Read the Story

Help the children retell the story in their own words.

- What happened first?
- What happened next?
- What did God do on the last day?

For younger students...

Discuss the story with the students.

- What did Nabil borrow from Nabila?
- How did the pencil brake?
- What did Nabil do when the pencil broke? Did he tell Nabila?

For older students...

Discuss the story with the students.

- What did Nabil do when the pencil broke?
- Why do think Nabil was nervous to tell Nabila the truth?
- What happened when Nabil told Nabila about the broken pencil?

Do the craft with the students.

Story

One sunny morning on the island, all the kids were walking to school. Nabil carried his backpack with his math workbook and notebook, but he didn't have his pencil. Oh no! He needed a pencil for class. What would he do?

Nabil noticed his friend Nabila walking ahead of him, so he ran to her. "Hi Nabila. I forgot my pencil. Do you have another one that I can borrow today?" He asked.

"Hi Nabil!" She said "Yes, I have a pencil you can borrow." She reached into her backpack and pulled out a brand-new purple pencil. "You can use this one. I just got it and it's my favorite color!"

"Wow, thank you, Nabila! I like purple, too." Nabil smiled at his friend. "I will give it back to you after school."

"Okay, thanks Nabil!"

Later that day while Nabil was in class using Nabila's purple pencil, the pencil became dull. He needed to sharpen it! He pulled out his own pencil sharpener from his bag and stuck the purple pencil in to be sharpened. One turn, two turns, three turns, CRACK! It broke!

Oh no, Nabil thought, that was Nabila's favorite pencil. Nabil was scared that Nabila was going to be so mad at him for breaking her brand-new pencil that she wouldn't want to be his friend anymore.

He tried to think about what he could do. He had an idea. He could tell her that he forgot it in class and that he would buy her another pencil. It was the perfect plan! Except . . . it was a lie.

Even though Nabil was scared to tell the truth, he knew that it would be the best thing to do. So after school he bravely went up to Nabila and said, "Nabila, I'm so sorry but I accidentally broke your new purple pencil." He shyly pulled the broken pencil out of his pocket and showed it to her.

"Oh, Nabil" she responded with a gentle voice, "It's okay. I have another one that I can use. Thank you for telling me."

Surprised by her response, Nabil said, "Wait, you are not mad at me?"

Nabila smiled and said, "No, I forgive you. Besides, it's just a pencil!"

Nabil was relieved that Nabila forgave him, and Nabila was happy that Nabil told her the truth.

"Want to go get ice cream?"

"Oh, yes!"

Craft Instructions

In this lesson we learned about honesty! You can use this craft with the students to help them remember the lesson that they learned today!

Materials

- Pre-made coloring sheet
- Crayons, Markers, Pastel

Instructions


Step 1 - Hand out the pre-made coloring sheet.

Step 2 - Read the two boxes at the bottom of the page with the students. One way is an honest way to tell Nabila about the broken pencil and the other is a dishonest way to tell Nabila about the pencil.

Step 3 - Have the students choose the box that is honest. Have them cut it out and glue it to the box at the top of the page.

Step 4 - Next, allow the students to color the page.

Step 5 - Let the students bring their coloring sheet home to remind them of the story.



Vocabulary Practice

Flash Cards

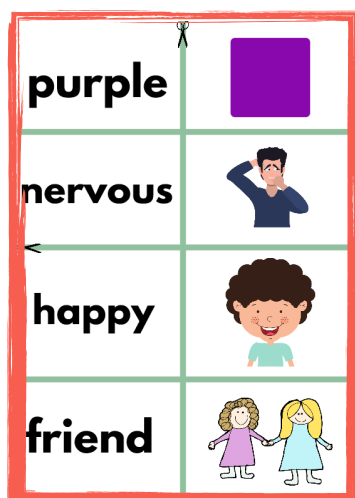


Step 1 - Cut out each card along the blue lines.

Step 2 - Use the flash cards to teach the students the English word for each picture.

Step 3 - Optional: Punch a whole in the top left corner of each card. Put them on a ring and have the students practice flipping through the cards while reading each word.

Matching Game



Step 1 - Cut out each card along the blue lines.

Step 2 - Teach the children the English words by connecting them with the corresponding picture. (If you need help matching them, look at the flash cards.)

Step 3 - Matching Game: Spread out the cards face-up on a flat surface. Make sure that they are mixed up. Have the children pick up a word or picture card and match it with the corresponding word or picture.

★ Look at the following page for more ideas to use the flashcards.

Song Lyrics

Honesty Song

"We should always say whats true,
Even when its hard to do,
Honesty is always right,
morning, afternoon, and night,
Tell the truth in all you say,
Trust and friends are built this way.
We should always say whats true,
Even when its hard to do,
Honesty is always right,
morning, afternoon, and night,
Tell the truth in all you say,
Trust and friends are built this way."

https://www.youtube.com/watch?v=9zcsi-yorwQ&list=PL_ZJ-xy_g0TgWfBPPopKUV3GOJ2Gk9VBR&index=4&t=0s



backpack



notebook



pencil




purple



nervous




happy



friend



icecream




broken



school


backpack



notebook



pencil



purple




nervous



happy




friend



icecream





broken




school





That's okay
Nabil.
Thank you
for telling
me the
truth!



I'm sorry Nabila. I
broke your pencil.

I'm sorry Nabila. I forgot
your pencil in class.