



"I Am Responsible"

Lesson Two

Lesson Overview

Moral - "I am Responsible"

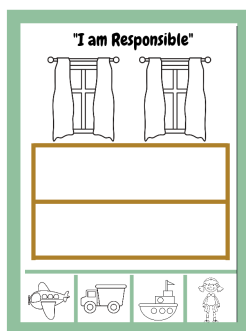
Craft - "I am Responsible"
Coloring sheet

Song - Responsibility Song

Note to the Teacher

Before presenting this lesson, we encourage you to read through the lesson plan first so that you know the story well. This will help you present the story to the students in a way that they will understand.

Craft



Materials

- pre-made coloring sheet
- Crayons, Markers, Pastels
- Pencil

Vocabulary

responsible	room
clean	games
mom	clothes
dad	shoes
bed	family

Lesson Outline

Read the Story

Help the children retell the story in their own words.

- What happened first?
- What happened next?
- What did God do on the last day?

For younger students...

Discuss the story with the students.

- What does it mean to be responsible?
- Nabil was responsible by cleaning his room.
- What are you responsible for?

For older students...

Discuss the story with the students.

- What does it mean to be responsible?
- How was Nabil being responsible in the story?
- How can you be responsible?

Do the craft with the students.

Story

One day it was raining on the island and our friends, Nabil and Nabila, were playing games at Nabil's house. They were having so much fun playing all their favorite games. Eventually, the rain stopped, and the sun came out.

When Nabila noticed that the sun was shining, she said, "Look Nabil! The sun is shining. We can go play outside now with our friends!" Then Nabila got up and ran to the door.

"Wait!" Nabil stopped her, "We have to clean up first."

"Nabil," she whined, "that's not fun! Can we clean up later?"

Nabil thought about it for a second. He wanted to play outside too and Nabila was right, playing in a lot more fun than cleaning. But, Nabil knew what the right thing to do was, and so he replied, "No. We should clean up our mess now. My mom and dad gave me these games, and I am responsible for taking good care of them. It won't take long. Will you please help me, Nabila?"

Nabila didn't want to help clean up because she wanted to play outside, but she knew that she was responsible for helping her friend, and so she said, "Yes, Nabil, I will help you. And then after we clean up, can we go play at the volleyball court?"

"Yes. That's a great idea, Nabila! Thank you for helping me!"

So, the two friends cleaned up their game, rushed outside into the sunshine, and hurried to the volleyball court where their other friends were playing. They played all day until the sun went down, and then they all went home.

Craft Instructions

In this lesson we learned about responsibility! You can use this craft with the students to help them remember the lesson that they learned today!

Materials

- Pre-made coloring sheet
- crayons
- scissors
- glue

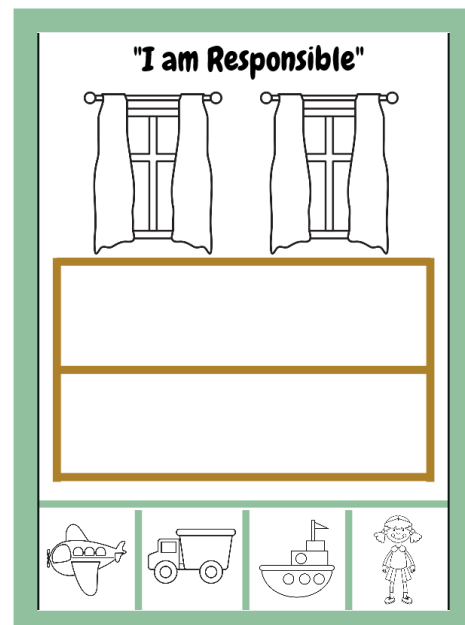
Instructions

Step 1 - Hand out the coloring sheets, coloring supplies and scissors.

Step 2 - Have the students begin by coloring in the coloring sheet.

Step 3 - Next, have the children cut out the toys at the bottom of the page.

Step 4 - Remind the children of how Nabil and Nabila were responsible by cleaning up Nabil's bedroom. Have the children glue the toys on the shelf as they pretend to "clean up" the bedroom.



Vocabulary Practice

Flash Cards



Step 1- Cut out each card along the blue lines.

Step 2- Use the flash cards to teach the students the English word for each picture.

Step 3- Optional: Punch a hole in the top left corner of each card. Put them on a ring and have the students practice flipping through the cards while reading each word.

Matching Game



Step 1- Cut out each card along the blue lines.

Step 2- Teach the children the English words by connecting them with the corresponding picture. (If you need help matching them, look at the flash cards.)

Step 3- Matching Game: Spread out the cards face. Make sure that they are mixed up. Have the children pick up a word or picture card and match it with the corresponding word or picture.

★ Look at the following page for more ideas to use the flashcards.

Song Lyrics

Responsibility Song

Add a little bit of When I make my bed, or I feed my cat,
that's my responsibility,
When daddy goes to work; mommy washes my shirts,
that's their responsibilities,
R E S P O N S A B I L I T Y,
no matter how young or old we are its just a part of life,
when I play with my toys I should clean them up,
that's my responsibility,
theres no need to cry and I should not fuss doing my
responsibility,
R E S P O N S A B I L I T Y,
no matter how young or old we are its just a part of life,
there are many things in life that aren't fun,
but doing things that we should do helps us grow up
smart and strong,
when I clean my room or I take my bath,
that's my responsibility,
so ill try to just have fun and laugh doing my
responsibility,
R E S P O N S A B I L I T Y,
no matter how young or old we are its just a part of life,
doing my responsibilities makes my mom and daddy
smile. text

<https://www.youtube.com/watch?v=3HOKo8H7dLg>



responsible




clean



mom



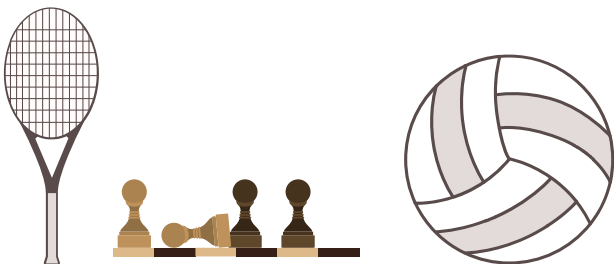
dad



bed




room



games



clothes



shoes



family

responsible



clean




mom



dad




bed



room



games




clothes



shoes



family



"I Am Responsible"

