



The Fall of the World

Lesson Four

Lesson Overview

Scripture - Genesis 3:14-24

Craft - Fall of the World Coloring Sheet


Main Point - There are consequences to our sins today, just like there were consequences when Adam and Eve sinned.

Song - "Obey, Obey the Lord"

Note to the Teacher

Before presenting this lesson, we encourage you to read the scripture passages and understand the story for yourself. This lesson plan is meant to give you direction as you teach, but it is important to share the story from your heart and allow God to lead you as you go.

Craft



Materials

- Pre-made coloring sheet
- coloring materials

Vocabulary

head	ears
hands	alive
arm	dead
feet	farmer
leg	clothes

Lesson Outline

Read the Scripture

Genesis 3:14-24

Help the children retell the story in their own words.

- What happened first?
- What happened next?
- What happened last?

For younger students...

Discuss the story with the students.

- Last week we learned about how Adam and Eve ate the fruit from the tree that God said not to eat from. Was it good or bad that they ate from this tree?
- Did God think it was good or bad that they ate from this tree?
- What did God say and do to Adam and Eve after they sinned?

For older students...

Discuss the story with the students.

- What does this story say about God?
- What does this story say about us?
- What do we need to obey from this passage?

Do the craft with the students.

Craft Instructions

Today's craft reminds us of how God sent Adam and Eve out of the garden as a consequence for their sin. You can complete this craft with the pre-made coloring sheet and simple coloring materials!

Materials

- pre-made coloring sheet
- crayons, markers, pastels


Instructions

Step 1 – Hand out the pre-made coloring sheet.

Step 2 – Remind the students – “There are consequences to our sins today, just like there were consequences when Adam and Eve sinned. In this picture we see that Adam and Eve were sent out of the Garden. God took care of them by clothing them and telling them how to live outside of the Garden.”


Step 3 – Have the students color the coloring sheet.

Step 4 – Let the students bring their coloring sheet home to remind them of the story.



Vocabulary Practice

Flash Cards

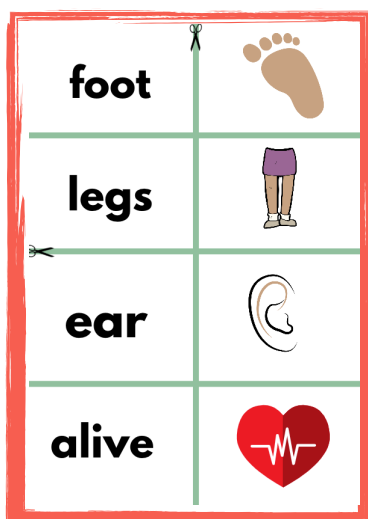


Step 1- Cut out each card along the green lines.

Step 2- Use the flash cards to teach the students the English word for each picture.

Step 3- Optional: Punch a hole in the top left corner of each card. Put them on a ring and have the students practice flipping through the cards while reading each word.

Matching Game



Step 1- Cut out each card along the green lines.

Step 2- Teach the children the English words by connecting them with the corresponding picture. (If you need help matching them, look at the flash cards.)

Step 3- Matching Game: Spread out the cards face-up on a flat surface. Make sure that they are mixed up. Have the children pick up a word or picture card and match it with the corresponding word or picture.

★ Look at the following page for more ideas to use the flashcards.

Song Lyrics

Obey, Obey the Lord


Obey, obey
Obey, obey
Obey, obey
Obey the Lord
Obey, obey
Obey, obey
Obey, obey
Obey the Lord

We can choose to listen and obey God
We can choose to follow all His rules
We can choose to do whats right even when its hard


O B E Y
We will obey
Obey, obey
Obey, obey
Obey, obey
Obey the Lord
Obey, obey
Obey, obey
Obey, obey
Obey the Lord

We can choose to listen and obey God
We can choose to follow all His rules
We can choose to do whats right even when its hard


O B E Y
We will obey
Obey, obey
Obey, obey
Obey, obey
Obey the Lord
Obey, obey
Obey the Lord



head




hand



arm



foot



legs



ear




alive



dead




farmer




clothes


head



hand




arm



foot



legs



ear



alive




dead



farmer



clothes





So He drove the man out; and at the east of the garden of Eden He stationed the cherubim and the flaming sword which turned every direction to guard the way to the tree of life

-Genesis 3:24